

# IMCO

The logo features the letters 'IMCO' in a white, serif font. A blue graphic element, consisting of three overlapping curved lines, is positioned over the 'CO' part of the text.

[www.IMCO.org.mx](http://www.IMCO.org.mx)

 @IMCOmx

 /IMCOmx

 /IMCOMexico

**LA OPACIDAD CAUSA DUDAS:**

**¿DEPURACIÓN O MULTIPLICACIÓN  
DE LA NÓMINA DOCENTE?**

Instituto Mexicano para la Competitividad A.C.

# FUENTES DE INFORMACIÓN

## COSTO DE NÓMINA DOCENTE 2014- 2015

2014				2015	
FAEB				FONE	
1 <sup>er</sup> trimestre	2 <sup>o</sup> trimestre	3 <sup>er</sup> trimestre	4 <sup>o</sup> trimestre	1 <sup>er</sup> trimestre	2 <sup>o</sup> trimestre
Información entregada por estados y publicada en portal de SEP		Datos no son públicos		Información pública en portal de SEP	

Archivos correspondientes al primer trimestre de 2014 (1T2014) se pueden consultar en:

<http://sep.gob.mx/es/sep1/>

[Fondo de Aportaciones para la Educacion Basica y Normal FAEB 2014#.VeR8k1NViko](http://sep.gob.mx/es/sep1/Fondo_de_Aportaciones_para_la_Educacion_Basica_y_Normal_FAEB_2014#.VeR8k1NViko)

De igual manera, los archivos del segundo trimestre de 2014 (2T2014) se pueden consultar en:

[http://sep.gob.mx/es/sep1/Fondo\\_de\\_Aportaciones\\_para\\_la\\_Educacion\\_Basica\\_y\\_Normal\\_FAEB\\_2014](http://sep.gob.mx/es/sep1/Fondo_de_Aportaciones_para_la_Educacion_Basica_y_Normal_FAEB_2014)

Archivos de FONE disponibles en:

[https://www.sep.gob.mx/es/sep1/Articulo\\_73\\_de\\_la\\_Ley\\_General\\_de\\_Contabilidad\\_Gubernamental](https://www.sep.gob.mx/es/sep1/Articulo_73_de_la_Ley_General_de_Contabilidad_Gubernamental)

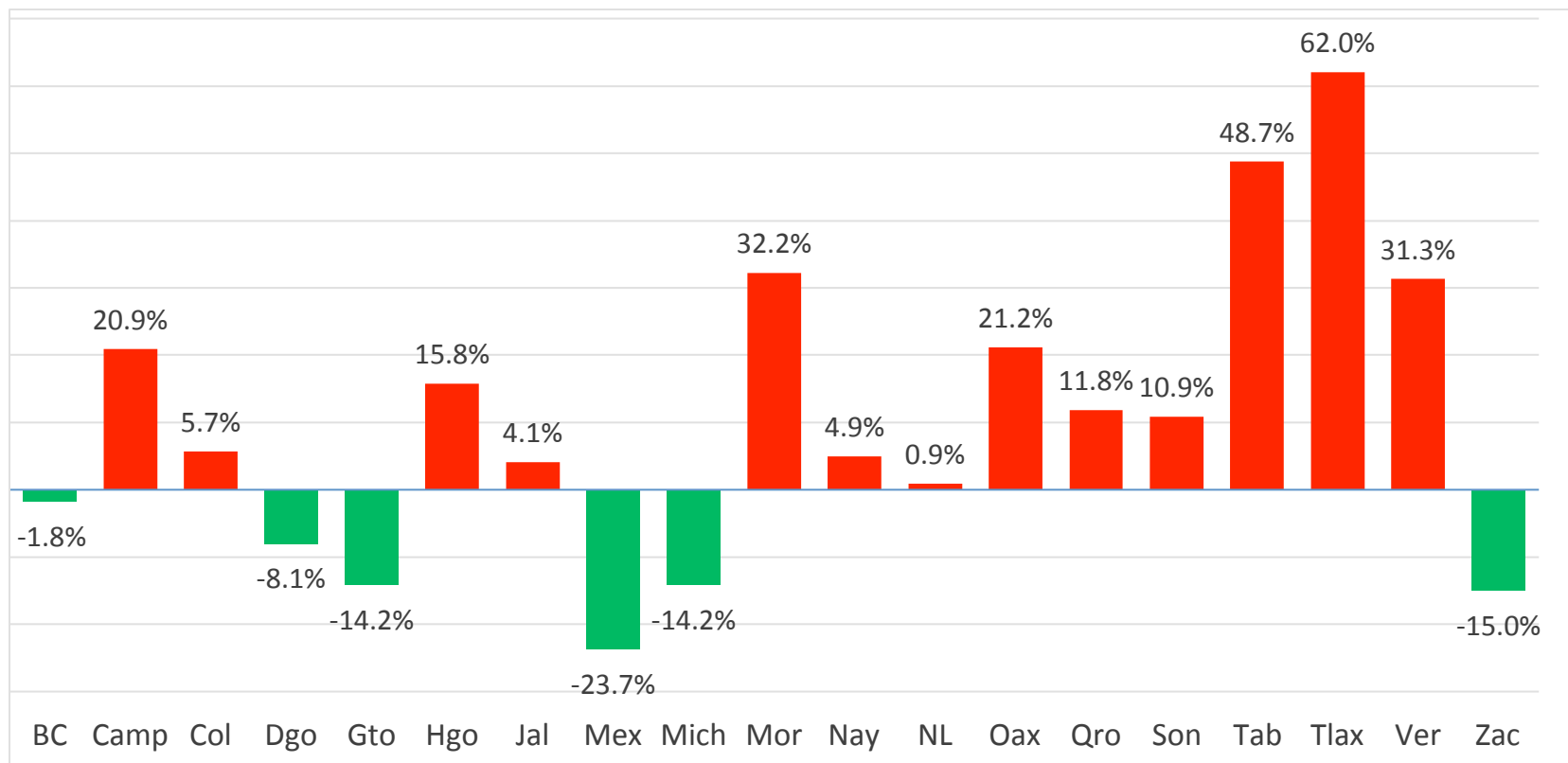
# COSTOS DE NÓMINA DOCENTE

## FAEB 2014 – FONE 2015

	FAEB			FONE			Semestre 1 2014 v 2015
	Primer trimestre 2014	Segundo trimestre 2014	Suma del 1er semestre de 2014	Primer trimestre 2015	Segundo trimestre 2015	Suma del 1er semestre de 2015	
Baja California	\$1,950,587,365.39	\$1,854,542,459.50	\$3,805,129,824.89	\$1,865,811,705.36	\$1,870,320,559.57	\$3,736,132,264.93	-1.8%
Campeche	\$537,641,704.05	\$710,580,191.76	\$1,248,221,895.81	\$825,931,267.84	\$682,790,545.31	\$1,508,721,813.15	20.9%
Colima	\$432,822,303.58	\$579,589,877.42	\$1,012,412,181.00	\$520,056,302.20	\$550,256,144.00	\$1,070,312,446.20	5.7%
Durango	\$1,441,658,051.00	\$1,204,494,864.00	\$2,646,152,915.00	\$1,407,231,423.00	\$1,025,028,743.00	\$2,432,260,166.00	-8.1%
Guanajuato	\$2,553,415,688.18	\$2,734,228,032.05	\$5,287,643,720.23	\$2,316,641,299.57	\$2,220,462,325.55	\$4,537,103,625.12	-14.2%
Hidalgo	\$2,143,645,523.02	\$1,991,429,249.05	\$4,135,074,772.07	\$3,046,117,596.08	\$1,742,422,145.58	\$4,788,539,741.66	15.8%
Jalisco	\$3,139,093,790.39	\$3,366,842,580.03	\$6,505,936,370.42	\$3,296,664,328.96	\$3,478,882,551.63	\$6,775,546,880.59	4.1%
México	\$6,663,194,187.02	7,959,308,386.06	\$14,622,502,573.08	\$5,994,232,446.00	\$5,156,737,042.00	\$11,150,969,488.00	-23.7%
Michoacán	\$3,260,372,704.00	\$3,301,656,133.00	\$6,562,028,837.00	\$3,407,808,144.81	\$2,224,837,930.69	\$5,632,646,075.50	-14.2%
Morelos	\$958,469,187.27	\$1,019,298,770.33	\$1,977,767,957.60	\$1,572,686,080.17	\$1,042,727,311.93	\$2,615,413,392.10	32.2%
Nayarit	\$885,646,013.05	\$790,094,527.32	\$1,675,740,540.37	\$965,481,590.00	\$792,483,390.00	\$1,757,964,980.00	4.9%
Nuevo León	\$1,867,368,149.00	\$2,300,147,967.00	\$4,167,516,116.00	\$1,919,637,088.14	\$2,284,219,691.38	\$4,203,856,779.52	0.9%
Oaxaca	\$3,055,674,974.79	\$3,698,907,818.67	\$6,754,582,793.46	\$5,060,821,820.30	\$3,124,153,159.61	\$8,184,974,979.91	21.2%
Queretaro	\$930,638,749.83	\$1,058,756,807.66	\$1,989,395,557.49	\$1,101,748,693.32	\$1,122,735,750.66	\$2,224,484,443.98	11.8%
Sonora	\$1,482,259,379.28	\$1,490,189,104.43	\$2,972,448,483.71	\$1,646,046,712.18	\$1,649,622,651.03	\$3,295,669,363.21	10.9%
Tabasco	\$382,593,873.20	\$1,197,151,536.86	\$1,579,745,410.06	\$1,345,422,095.52	\$1,004,295,846.37	\$2,349,717,941.89	48.7%
Tlaxcala	\$459,484,118.53	\$561,726,038.71	\$1,021,210,157.24	\$909,996,153.10	\$744,587,823.07	\$1,654,583,976.17	62.0%
Veracruz	\$3,632,914,167.56	\$3,595,819,333.06	\$7,228,733,500.62	\$4,554,740,975.25	\$4,938,821,337.24	\$9,493,562,312.49	31.3%
Zacatecas	\$1,357,360,711.90	\$1,224,667,781.97	\$2,582,028,493.87	\$1,180,830,405.87	\$1,013,978,399.00	\$2,194,808,804.87	-15.0%
Suma semestral			\$77,774,272,099.92			\$79,607,269,475.29	2.4%

Fuente: IMCO con datos de SEP. FAEB 2014. FONE 2015.

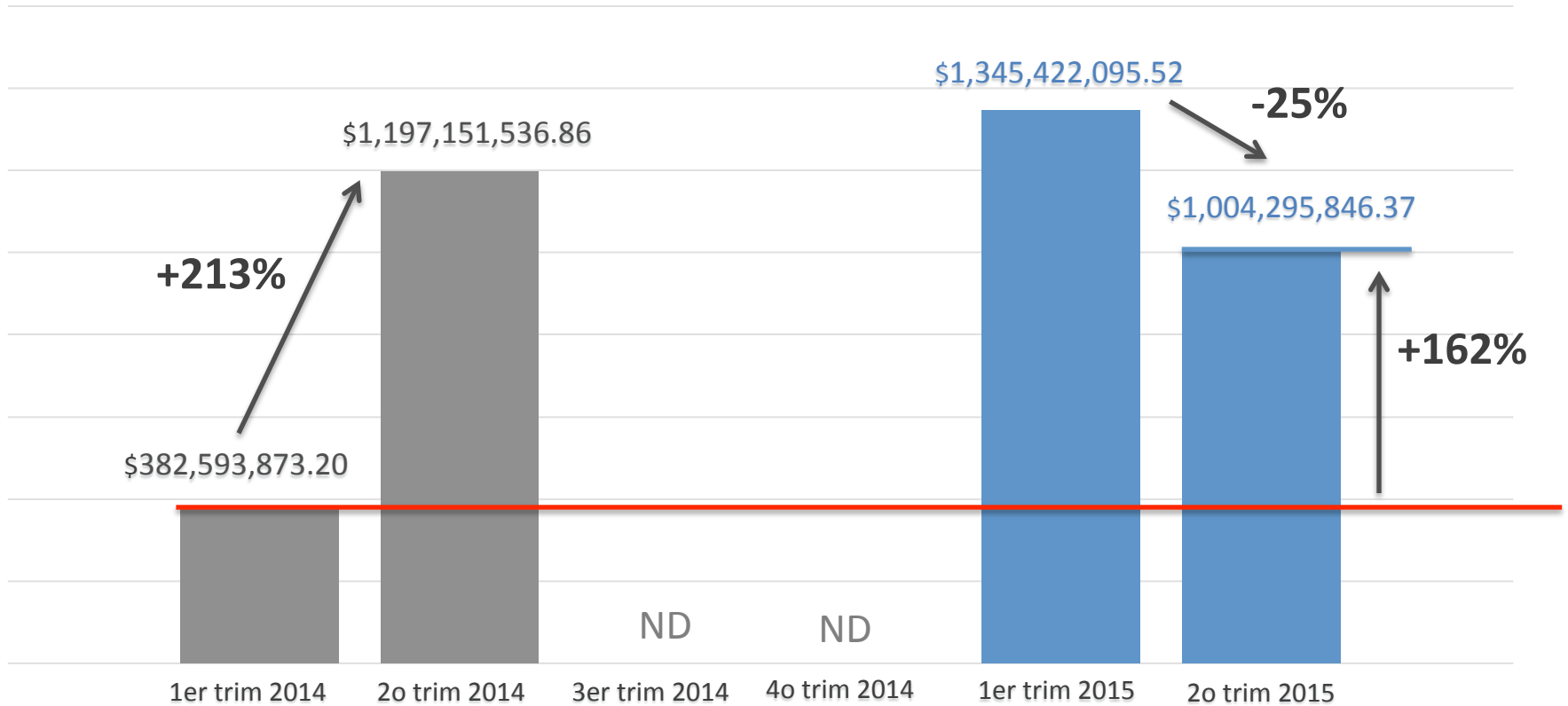
# DIFERENCIA EN COSTO DE NÓMINA DOCENTE ENTRE PRIMER SEMESTRE DEL 2014 Y 2015



Fuente: IMCO con datos de SEP. FAEB 2014. FONE 2015.

# TABASCO

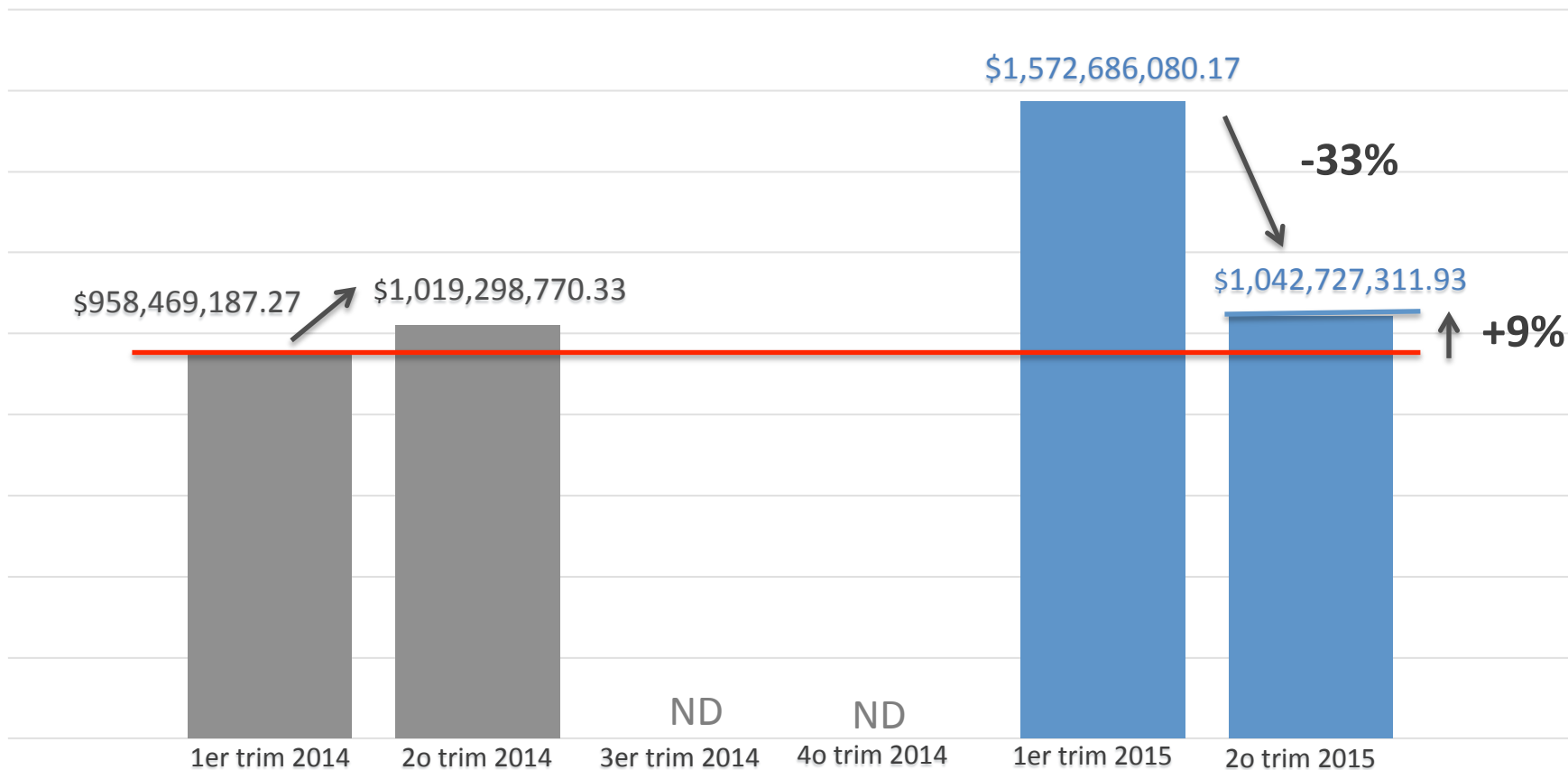
## COSTO DE NÓMINA DOCENTE 2014- 2015



Fuente: IMCO con datos de SEP. FAEB 2014. FONE 2015.

# MORELOS

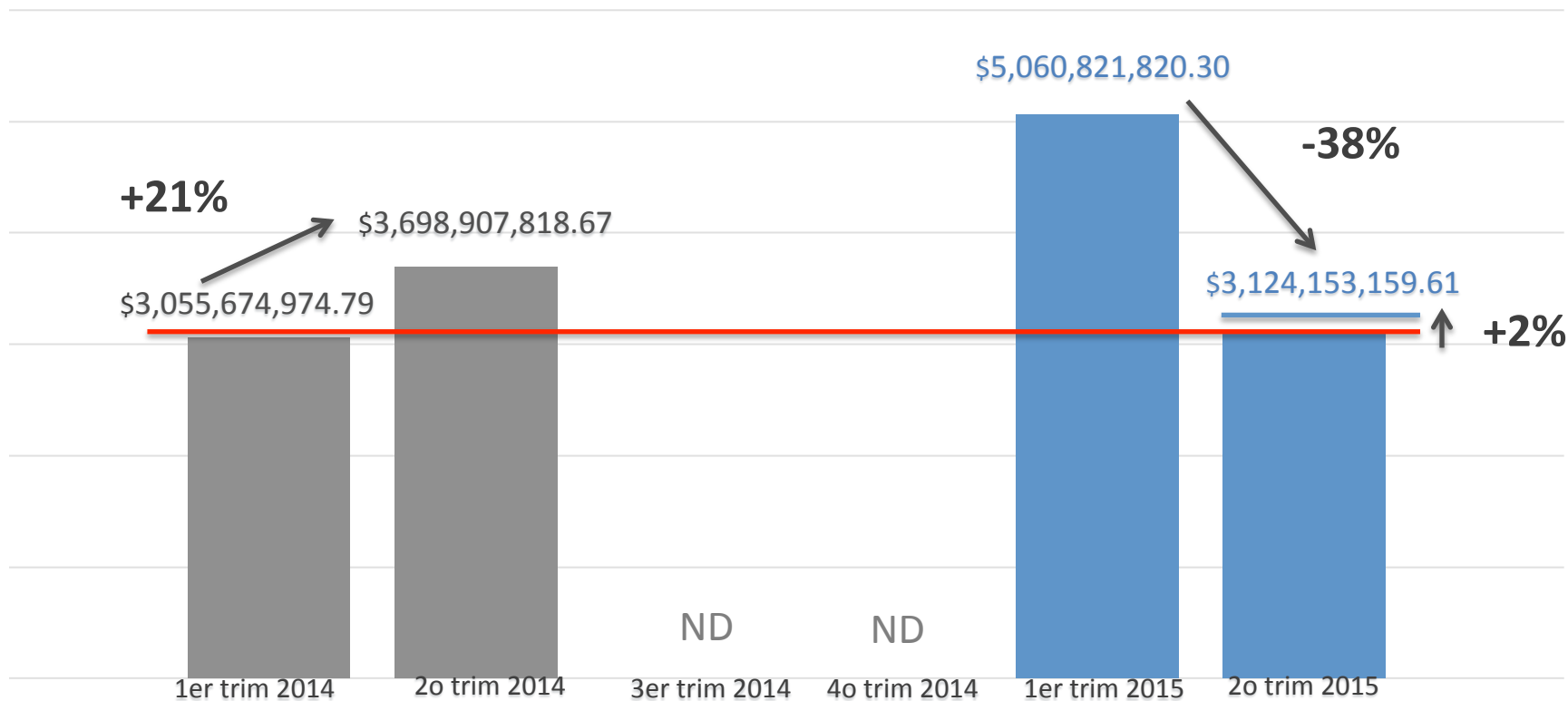
## COSTO DE NÓMINA DOCENTE 2014- 2015



Fuente: IMCO con datos de SEP. FAEB 2014. FONE 2015.

# OAXACA

## COSTO DE NÓMINA DOCENTE 2014- 2015

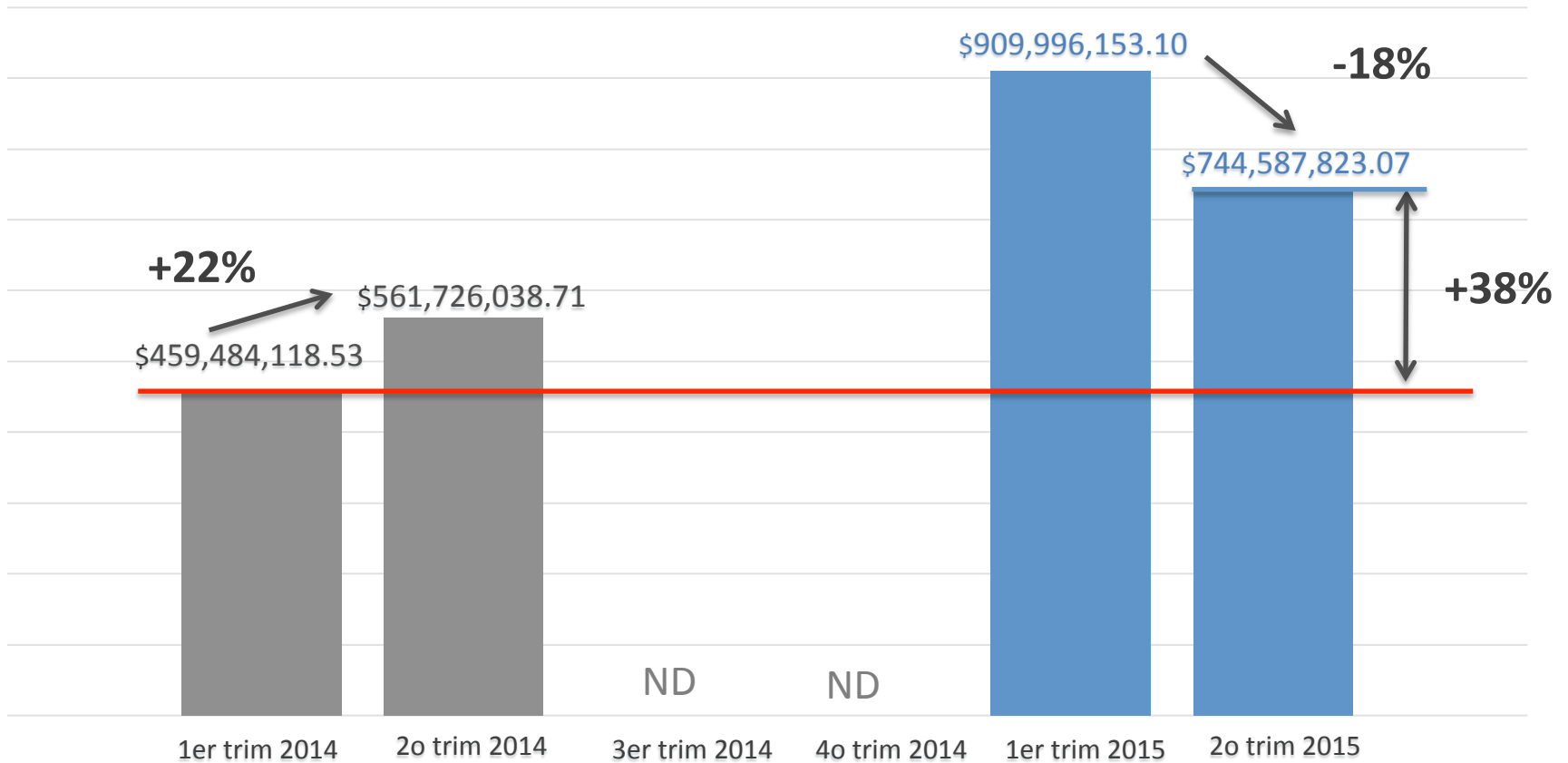


Fuente: IMCO con datos de SEP. FAEB 2014. FONE 2015.



# TLAXCALA

## COSTO DE NÓMINA DOCENTE 2014- 2015



Fuente: IMCO con datos de SEP. FAEB 2014. FONE 2015.

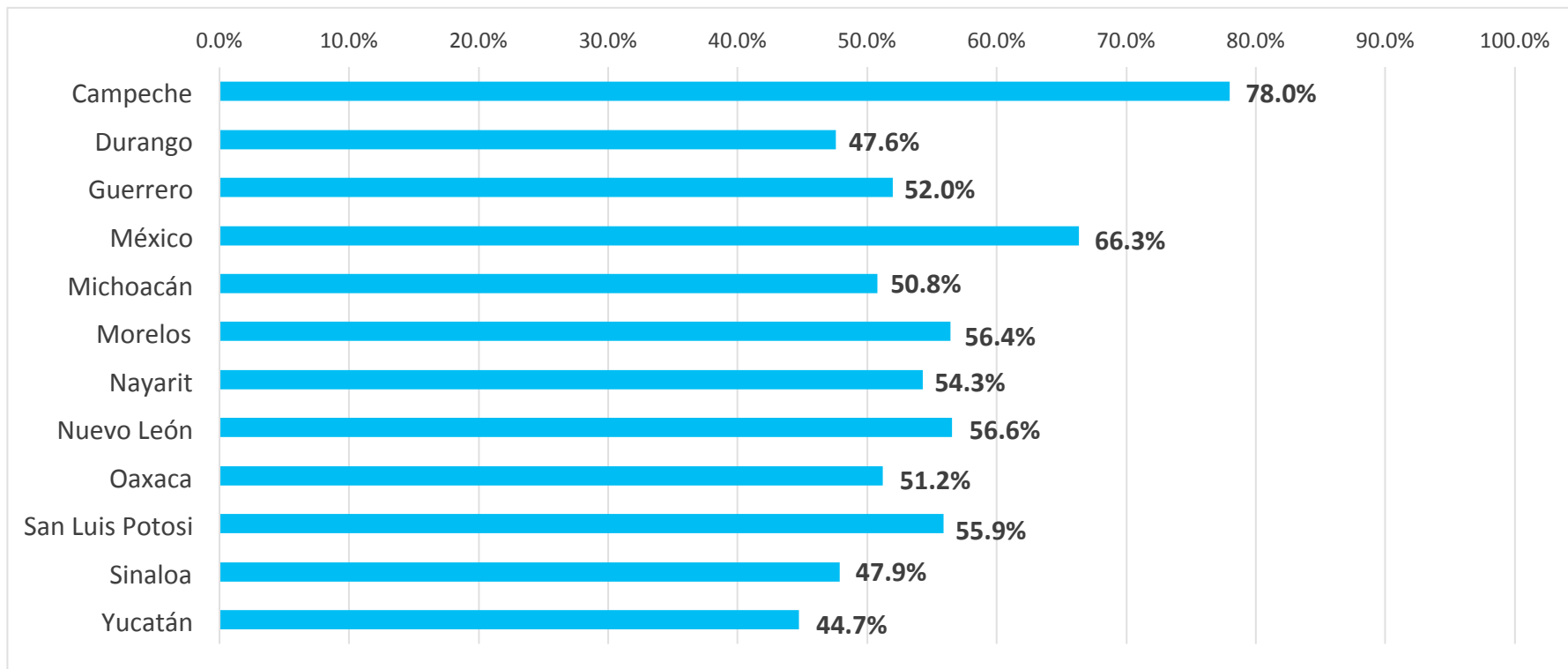
# ACUERDOS PRESUPUESTALES DE JUNTAS DE CONCILIACIÓN DE NÓMINA DOCENTE CON LOS ESTADOS

Entidad	“Techo Hacienda”	“Presupuesto Regularizable”	Diferencia
Colima	\$2,069,208,135.00	\$1,935,153,967.58	-\$134,054,167.42
Durango	\$5,065,671,891.00	\$5,115,030,771.00	+\$49,358,880.00
Guerrero	\$11,602,403,541.00	\$11,602,304,978.24	-\$98,562.76
México	\$17,644,875,885.00	\$16,811,934,798.07	-\$832,941,086.93
Michoacán	\$11,212,191,215.00	\$11,096,522,197.93	-\$115,669,017.07
Morelos	\$4,634,874,528.00	\$4,634,835,419.13	-\$39,108.87
Nayarit	\$3,386,614,729.00	\$3,236,790,214.13	-\$149,824,514.87
Nuevo León	\$7,571,919,812.00	\$7,431,739,257.60	-\$140,180,554.40
Oaxaca	\$15,980,022,937.00	\$15,980,022,936.24	-\$0.76
San Luis Potosí	\$7,180,704,704.00	\$6,803,414,464.31	-\$377,290,239.69
Sinaloa	\$6,839,673,769.00	\$6,806,518,126.08	-\$33,155,512.92*
Yucatán	\$4,308,297,338.00	\$4,073,470,812.99	-\$234,826,525.01

\*La cifra de “Diferencia” en la minuta de Sinaloa no equivale a la diferencia real entre los dos primeros montos. (\$33,155,642.92)  
Fuente: IMCO con datos de minutas de juntas de conciliación de nómina entregadas por los estados a Animal Político.

# GASTO EJERCIDO EN 1ER SEMESTRE 2015 COMO % DEL PRESUPUESTO ANUAL

## ESTABLECIDO EN MINUTAS DE CONCILIACIÓN DE NÓMINA DOCENTE



Fuente: IMCO con datos de minutas de juntas de conciliación de nómina entregadas por los estados a Animal Político.

# ANEXOS

	FAEB			FONE			Semestre 1 2014 vs. 2015
	Primer trimestre 2014	Segundo trimestre 2014	Suma del 1er semestre de 2014	Primer trimestre 2015	Segundo trimestre 2015	Suma del 1er semestre de 2015	
Ags.	ND	ND	ND	\$1,081,490,278.86	\$1,106,486,127.66	\$2,187,976,406.52	
B.C.	\$1,950,587,365.39	\$1,854,542,459.50	\$3,805,129,824.89	\$1,865,811,705.36	\$1,870,320,559.57	\$3,736,132,264.93	-1.8%
B.C.S.	\$580,891,914.06	ND	ND	\$780,255,046.38	\$784,148,997.67	\$1,564,404,044.05	
Campeche	\$537,641,704.05	\$710,580,191.76	\$1,248,221,895.81	\$825,931,267.84	\$682,790,545.31	\$1,508,721,813.15	20.9%
Chiapas	\$1,256,263,517.00	ND	ND	\$2,878,864,841.14	\$2,440,048,200.26	\$5,318,913,041.40	
Chihuahua	\$1,586,966,479.97	ND	ND	\$2,664,789,968.71	\$1,572,117,066.93	\$4,236,907,035.64	
Coahuila	ND	\$1,840,168,115.00	ND	\$1,721,142,718.53	\$1,999,135,003.88	\$3,720,277,722.41	
Colima	\$432,822,303.58	\$579,589,877.42	\$1,012,412,181.00	\$520,056,302.20	\$550,256,144.00	\$1,070,312,446.20	5.7%
DF							
Durango	\$1,441,658,051.00	\$1,204,494,864.00	\$2,646,152,915.00	\$1,407,231,423.00	\$1,025,028,743.00	\$2,432,260,166.00	-8.1%
Gto.	\$2,553,415,688.18	\$2,734,228,032.05	\$5,287,643,720.23	\$2,316,641,299.57	\$2,220,462,325.55	\$4,537,103,625.12	-14.2%
Guerrero	ND	ND	ND	\$3,381,287,296.13	\$2,649,627,966.37	\$6,030,915,262.50	
Hidalgo	\$2,143,645,523.02	\$1,991,429,249.05	\$4,135,074,772.07	\$3,046,117,596.08	\$1,742,422,145.58	\$4,788,539,741.66	15.8%
Jalisco	\$3,139,093,790.39	\$3,366,842,580.03	\$6,505,936,370.42	\$3,296,664,328.96	\$3,478,882,551.63	\$6,775,546,880.59	4.1%
México	\$6,663,194,187.02	7,959,308,386.06	\$14,622,502,573.08	\$5,994,232,446.00	\$5,156,737,042.00	\$11,150,969,488.00	-23.7%
Mich.	\$3,260,372,704.00	\$3,301,656,133.00	\$6,562,028,837.00	\$3,407,808,144.81	\$2,224,837,930.69	\$5,632,646,075.50	-14.2%
Morelos	\$958,469,187.27	\$1,019,298,770.33	\$1,977,767,957.60	\$1,572,686,080.17	\$1,042,727,311.93	\$2,615,413,392.10	32.2%
Nayarit	\$885,646,013.05	\$790,094,527.32	\$1,675,740,540.37	\$965,481,590.00	\$792,483,390.00	\$1,757,964,980.00	4.9%
N.L.	\$1,867,368,149.00	\$2,300,147,967.00	\$4,167,516,116.00	\$1,919,637,088.14	\$2,284,219,691.38	\$4,203,856,779.52	0.9%
Oaxaca	\$3,055,674,974.79	\$3,698,907,818.67	\$6,754,582,793.46	\$5,060,821,820.30	\$3,124,153,159.61	\$8,184,974,979.91	21.2%
Puebla	ND	\$2,904,836,115.18	ND	\$2,890,157,100.68	\$2,733,771,789.70	\$5,623,928,890.38	
Qro.	\$930,638,749.83	\$1,058,756,807.66	\$1,989,395,557.49	\$1,101,748,693.32	\$1,122,735,750.66	\$2,224,484,443.98	11.8%
Q. Roo	ND	ND	ND	\$1,134,599,589.17	\$866,905,854.81	\$2,001,505,443.98	
S.L.P	ND	\$1,400,241,663.00	ND	\$2,043,839,468.58	\$1,758,656,136.37	\$3,802,495,604.95	
Sinaloa	ND	ND	ND	\$1,695,927,269.42	\$1,564,163,028.07	\$3,260,090,297.49	
Sonora	\$1,482,259,379.28	\$1,490,189,104.43	\$2,972,448,483.71	\$1,646,046,712.18	\$1,649,622,651.03	\$3,295,669,363.21	10.9%
Tabasco	\$382,593,873.20	\$1,197,151,536.86	\$1,579,745,410.06	\$1,345,422,095.52	\$1,004,295,846.37	\$2,349,717,941.89	48.7%
Tamaulipas	ND	ND	ND	\$2,556,663,318.58	\$2,088,332,156.77	\$4,644,995,475.35	
Tlaxcala	\$459,484,118.53	\$561,726,038.71	\$1,021,210,157.24	\$909,996,153.10	\$744,587,823.07	\$1,654,583,976.17	62.0%
Veracruz	\$3,632,914,167.56	\$3,595,819,333.06	\$7,228,733,500.62	\$4,554,740,975.25	\$4,938,821,337.24	\$9,493,562,312.49	31.3%
Yucatán	ND	\$1,009,989,988.05	ND	\$970,094,628.37	\$851,683,533.92	\$1,821,778,162.29	
Zacatecas	\$1,357,360,711.90	\$1,224,667,781.97	\$2,582,028,493.87	\$1,180,830,405.87	\$1,013,978,399.00	\$2,194,808,804.87	-15.0%
Suma semestral			\$77,774,272,099.92			\$79,607,269,475.29	2.4%

Fuente: IMCO con datos de SEP. FAEB 2014. FONE 2015.

# IMCO

The logo features the letters 'IMCO' in a white, serif font. A blue graphic element, consisting of three overlapping, curved lines, is positioned over the 'CO' part of the text, extending from the top of the 'C' and curving around the 'O'.

[www.IMCO.org.mx](http://www.IMCO.org.mx)

 @IMCOmx

 /IMCOmx

 /IMCOMexico